



# Lesson 66 Characters 196-198 说 话 记

## Quiz

### Part I

#### Instructions

1. Fill in the Pinyin and English meaning.
2. Don't forget to add the tones for pinyin (you can add a number 1, 2, 3, or 4 behind each syllable instead of tone/accent marks.)
3. After you've finished, check your work against the Answer Key.
4. Give yourself one point for each blank that you filled in correctly.

Character(s) or Phrase	Pinyin	English
日记		
听话		
小说		

### Part II

#### Instructions

1. Identify the characters you learned in this lesson and previous lesson(s). If you've printed this page, you can circle those characters. If you're using the PDF file, you can check the box below the characters you know.
2. After you've finished, check your work against the Answer Key on the next page.
3. Give yourself one point for each character that you correctly identified.

后 千 古 话 况 总

兑 说 记 己 巳 巴

吧 在 书 完 以 方

把 包 跑 学 字 觉



## Part III


















### Instructions

1. Match one component from column "A" column with one component from column "B" to form a character that you know, keeping in mind that the components may not necessarily be combined side-by-side. See the image below for reference. Use each component just once.
2. Write or type the character in column "C" column, followed by its meaning(s) in column "D."
3. Give yourself one point for each blank that you filled in correctly.

A Components	B Components	C Characters	D Character Meaning(s)
夕	舌		
乚	乍		
亻	匕		
宀	井		
讠	口		

For Your Reference: The Structure of Chinese Characters

The following shows 17 different ways that components are combined to form characters. There is a sample character under each picture to help you get a better idea.

1  人	2  林	3  思	4  谢	5  意	6  句	7  庙	8  还	
9  建	10  斗	11  同	12  医	13  国	14  数	15  楼	16  森	17  想



## Answer Key for Part I

Character(s) or Phrase	Pinyin	English
日记	rì jì	diary/journal
听话	tīng huà	obey/obedient/ listen to
小说	xiǎo shuō	novel/fiction(Lit. small speak)

## Answer Key for Part II

hòu qiān gǔ huà kuàng zǒng

后 千 古 话 况 总

duì shuō jì jǐ sì bā

兑 说 记 己 巳 巴

ba zài shū wán yǐ fāng

吧 在 书 完 以 方

bǎ bāo pǎo xué zì jiào/jué

把 包 跑 学 字 觉

## Answer Key for Part III

	Correct characters	Correct meaning(s)	Pinyin
	话	Speech/words/language/dialect	huà
	作	work	zuò
	它	it	tā
	进	to enter	jìn
	名	name/fame/famous	míng

Total Score from Parts I, II and III: \_\_\_\_\_ / 30.